




D55 - D275

Oil-Free Rotary Screw Compressors



Intelligent Air Technology



Oil-Free Rotary Screw Compressors

The CompAir range of oil-free compressors can be relied on to deliver a consistent flow of high quality, clean and economical compressed air.

Where contaminated compressed air can result in expensive product spoilage, you can rest assured that a CompAir oil-free compressor will eliminate oil-carryover in the compressed air supply. In addition, the removal of oil from the compression process enables compressed air users to operate with maximum environmental efficiency.


CompAir's oil-free pedigree

CompAir have been designing, manufacturing and supplying oil-free compressors for more than 80 years. With a product design that has evolved from single cylinder, oil-free reciprocating compressors to multi-stage, oil-free rotary compressors, CompAir has unrivalled experience in providing oil-free compressed air installations to industry.

CompAir oil-free compressors provide clean, high quality, oil-free compressed air to a diverse range of industries.

Industries, both large and small, rely on CompAir for a supply of consistently high quality compressed air, including automotive, aviation, petro-chemical, power generation, shipping and the utilities.

In situations where compressed air comes into direct contact with the products being manufactured: for example food and drink, pharmaceuticals, electronics and textiles, CompAir compressors have been helping clients meet their quality and production objectives for many years.



Ongoing investment in the latest design and manufacturing tools, and rigorous implementation of ISO 9001 approved quality systems, ensure you take delivery of a reliable, high quality product.

Factory performance and functional testing guarantee that your compressor will operate and perform perfectly.

Eliminates Product Spoilage

Reduces Energy Consumption

Minimises Installation Costs

Easy to Install

Increases Reliability
and Productivity

Instant Monitoring
and Control

Low noise levels allow
installation adjacent to the
production environment with
no impact on nearby
personnel, resulting in
reduced installation costs.



Simplifies Maintenance



CompAir Compression Element 100% Oil-Free Compressed Air - Guaranteed

Non-contact, non-wearing labyrinth seals prevent bearing lubricant entering the compression chamber.

The design also features heavy duty, low friction ball and roller bearings and helical drive and timing gears. Thrust balance pistons equalise the loads across the bearings, allowing each bearing to achieve its optimum life expectancy.

Market Leading Efficiency

The CompAir compression element design sets the industry standard for energy efficiency. Advanced asymmetric rotor profiles and optimised radial and axial porting ensure maximum air output for minimum energy consumption.

The rotor casings feature generously-sized liquid cooling passages for even heat dissipation, enabling closer tolerances to be used for high compression efficiency.

Extended Service Life

For the longest working life the correct lubrication and cooling of gears and bearings, under all conditions, is essential. For this reason, the CompAir D-Series features an electric motor-driven oil pump that delivers full lubricant pressure prior to starting and during the stopping phases, thereby extending the operating life of the compression element.

Two-stage inlet filtration protects against the ingress of airborne particles into the compression elements. Filter element life is extended by the enclosure mesh panel filters. This also ensures that the motors and coolers operate with the maximum cooling capability.

Compact Design

The fully silenced, free-standing D-Series compressor package includes drive motor, coolers, inlet filtration and silencing system, integrated compressor controls and all service connections. As a result installation requirements and associated costs are reduced.



Motor-driven oil pump extends component life through optimum bearing and gear lubrication



Thrust balance pistons on low and high pressure compression elements equalise bearing loads and extend element life



Protection ensures reliability of operation and safeguards your investment



IP55 totally enclosed, fan-cooled, energy efficient drive motor



Coated rotors and casings for maximum protection and long operating life

Simplified Maintenance

Servicing costs and downtime are kept to a minimum with:

- A grouped service area
- Simplified access for cooler cleaning
- Hinged service access doors all round
- 8000 hours standard service interval.

A pumped lubricant drain facility ensures that lubricant changes are both quick and clean.

The CompAir control system identifies servicing needs and allows for services to be conveniently planned.

Options

- Outdoor weatherproof and rental packages
- Soft (ramped) starting
- Door interlocked mains switch
- Low ambient temperature heaters
- Level controlled condensate drain valves.



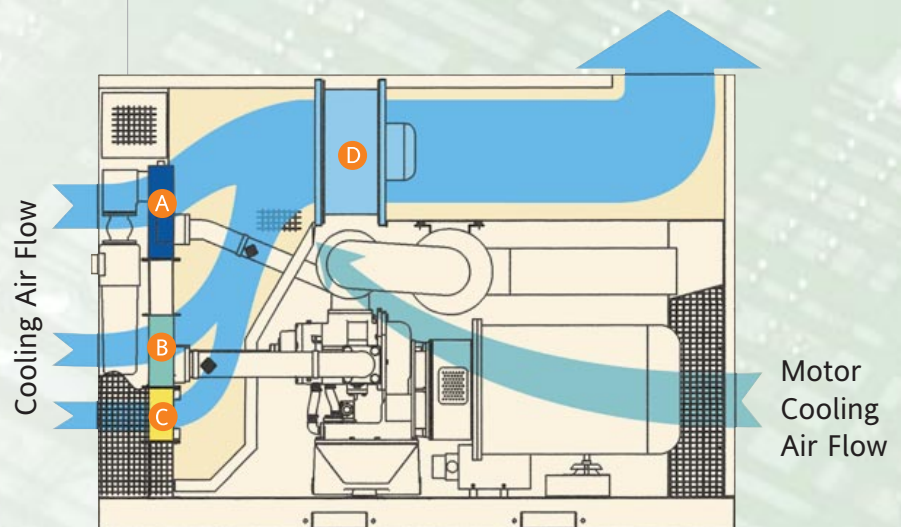
Grouped Service Area for Simplified Maintenance

Air Cooling System

The optimised air cooling arrangement ensures that only unheated ambient air passes across the coolers, maximising the cooling effect and enabling the plant to operate in high ambient temperatures with total reliability.

Air cooling simplifies installation and eliminates the costs associated with installing and maintaining cooling water systems.

A low final air discharge temperature (ΔT_5 to 8°C) reduces the sizing and loading on downstream air treatment equipment.



- A Aftercooler
- B Intercooler
- C Oil Cooler
- D Cooling Fans





CompAir Control System

CompAir's microprocessor-based compressor management system simplifies operation and allows instant review of status. Comprehensive control, condition monitoring, protection and remote control facilities are incorporated into the system.

With flexibility built in, the D-Series range can meet specific control requirements such as:

- Remote start and stop
- Remote load and unload
- Automatic power failure restart
- Available output
- Running output
- Onload output.
- Service due output
- Group alarm and trip outputs
- RS485 communications interface for remote monitoring and control.

As demand for compressed air can vary, D-Series compressors are fitted with a regulation system that efficiently matches output to demand. Discharge pressure is monitored via a pressure transducer and the compressor automatically loads and unloads, minimising energy consumption.

Recognising that many electrical supplies are subject to irregularities, a protection relay is fitted to provide security against reverse rotation, phase imbalance, phase failure and phase reversal.



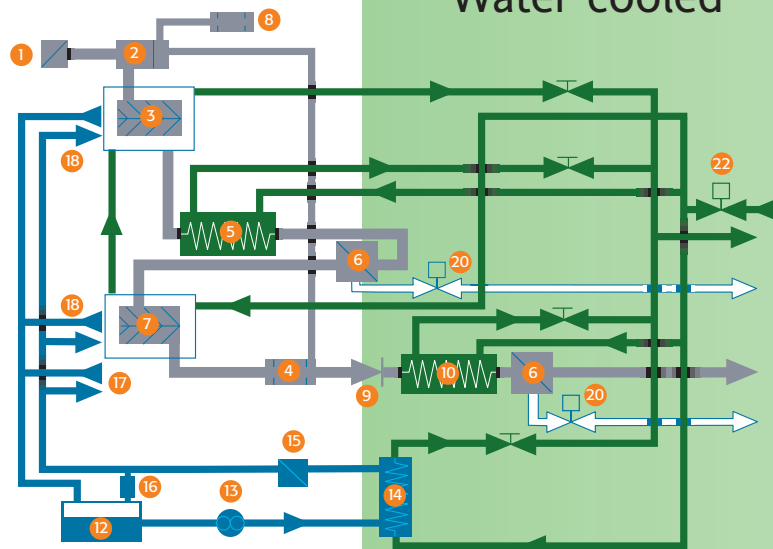
Control Panel

Air cooled

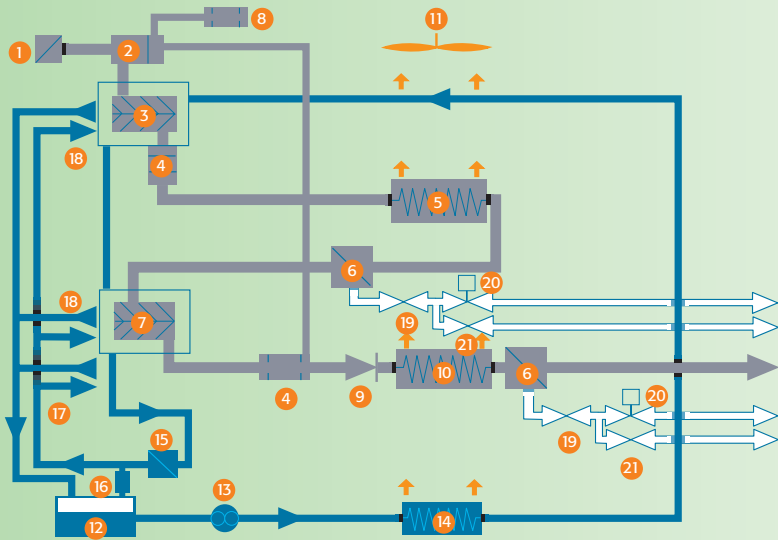
Energy Recovery

Utilising the hot cooling air discharge, CompAir D-Series air-cooled compressors can provide space heating to supplement existing systems and reduce heating costs.

D-Series water-cooled compressors can be factory configured to provide cooling water outlet temperatures of up to 85°C, enabling the water to be used for process or heating requirements.



Water cooled



Key to diagrams

- 1 Suction Filter/Silencer
- 2 Suction Regulator
- 3 1st Stage Compression Element
- 4 Pulsation Dampner/Silencer
- 5 Intercooler
- 6 Moisture Separator
- 7 2nd Stage Compression Element
- 8 Blowdown Silencer
- 9 Check Valve
- 10 Aftercooler
- 11 Cooling Fans
- 12 Oil Reservoir
- 13 Motor Driven Oil Pump
- 14 Oil Cooler
- 15 Oil Filter
- 16 Pressure Relief Valve
- 17 To Gearbox
- 18 To Compression Element, Bearings and Gears
- 19 Isolating Valves
- 20 Automatic Condensate Drain Valves
- 21 Manual Condensate Drain Valves
- 22 Water Stop Valve



- CONDENSATE
- OIL
- AIR
- WATER

Intelligent Air Technology

Compressed air solutions for every application

Compressors

0.1 - 43m³/min
0.75 - 260kW

Lubricated

Rotary Vane
Single Stage Screw
Speed Regulated Screw
Piston
Portable

Oil-Free

Two Stage Screw
Water-Sealed Screw
Piston
Portable
Turbo

Complete Accessories Programme

Filters and Dryers
Cooling Systems
Heat Recovery
Condensate Management
Air Receivers
Multi-Set Controllers
Lubricants

Value Added Services


Air Audit
Performance Reporting
Utility Air
Performance Contracting

Complete Service for Compressed Air Technology

Engineering of Complete Compressor Stations
Local Service Centres
Guaranteed Parts Availability



www.CompAir.com
Email sales@compair.com



CompAir policy is one of continuous improvement and we therefore reserve the right to alter specifications and prices without prior notice. All products are sold subject to the Company's conditions of sale.

Brochure re-order ref: 98700-359
8/2000

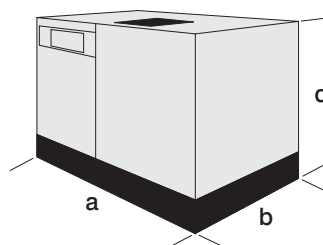


Performance Data – 50Hz Models

Model	Motor		Maximum Working Pressure		Free Air Delivered at Maximum Working Pressure*		Noise Level** dB(A)	Weight kg
	kW	hp	bar	psi	m ³ /min	cfm		
D75-08W	75	100	8.0	116	11.25	397	75	1963
D90-08W	90	125	8.0	116	14.61	516	76	2153
D90-10W	90	125	10.5	152	11.17	394	75	2153
D110-08W	110	150	8.0	116	17.62	622	77	2233
D110-10W	110	150	10.5	152	14.45	510	76	2233
D132-08W	130	175	8.0	116	20.59	727	78	2393
D132-10W	130	175	10.5	152	17.53	619	77	2393
D150-08W	150	200	8.0	116	22.78	804	79	2393
D150-10W	150	200	10.5	152	20.40	720	78	2393
D155-10W	185	250	10.5	152	22.61	798	79	2450
D160-08W	150	200	8.0	116	24.21	855	77	3643
D185-09W	185	250	9.0	131	28.95	1022	78	3687
D185-10W	185	250	10.5	152	23.96	846	77	3687
D200-09W	220	300	9.0	131	34.34	1213	79	3799
D200-10W	220	300	10.5	152	28.74	1015	78	3799
D250-08W	260	350	8.0	116	42.42	1498	80	3899
D250-10W	260	350	10.5	152	34.18	1207	79	3899
D275-09W	300	400	9.3	135	42.30	1494	80	4294

Performance Data – 60Hz Models

Model	Motor		Maximum Working Pressure		Free Air Delivered at Maximum Working Pressure*		Noise Level** dB(A)	Weight kg
	kW	hp	bar	psi	m ³ /min	cfm		
D55-07W	55	75	7.6	110	9.46	334	75	1923
D75-07W	75	100	7.6	110	13.22	467	76	1963
D75-10W	75	100	10.5	152	9.34	330	75	1963
D90-07W	90	125	7.6	110	16.74	591	77	2153
D90-10W	90	125	10.5	152	13.08	462	76	2153
D110-07W	110	150	7.6	110	19.82	700	78	2233
D110-10W	110	150	10.5	152	16.62	587	77	2233
D150-07W	150	200	7.6	110	23.11	816	79	2393
D150-10W	150	200	10.5	152	19.71	696	78	2393
D155-10W	185	250	10.5	152	22.91	809	79	2450
D160-08W	150	200	8.0	116	24.81	876	77	3643
D185-08W	185	250	8.0	116	29.85	1054	78	3687
D185-10W	185	250	10.5	152	24.55	867	77	3687
D200-08W	220	300	8.0	116	35.48	1253	79	3799
D200-10W	220	300	10.5	152	29.56	1044	78	3799
D250-08W	260	350	8.0	116	42.08	1486	80	3899
D250-10W	260	350	10.5	152	35.20	1243	79	3899
D275-09W	300	400	9.3	135	41.97	1482	80	4294



Model	Dimensions (mm)		
	a	b	c
D55 - D155	2300	1500	1500
D160 - D250	2600	1900	1841
D275	3200	1900	1841

Performance Data – 50Hz Models

Model	Motor		Maximum Working Pressure		Free Air Delivered at Maximum Working Pressure*		Noise Level** dB(A)	Weight kg
	kW	hp	bar	psi	m ³ /min	cfm		
D75-08A	75	100	8.0	116	11.13	393	73	2490
D75-10A	75	100	10.0	145	9.46	334	73	2490
D90-08A	90	125	8.0	116	13.81	488	74	2565
D90-10A	90	125	10.0	145	12.12	428	74	2565
D110-08A	110	150	8.0	116	16.75	592	75	2758
D110-10A	110	150	10.0	145	14.83	524	75	2758
D132-08A	132	175	8.0	116	19.93	704	76	2816
D132-10A	132	175	10.0	145	17.67	624	76	2816
D150-08A	160	215	8.0	116	22.87	808	77	2986
D150-10A	160	215	10.0	145	20.99	741	77	2986

Performance Data – 60Hz Models

Model	Motor		Maximum Working Pressure		Free Air Delivered at Maximum Working Pressure*		Noise Level** dB(A)	Weight kg
	kW	hp	bar	psi	m ³ /min	cfm		
D55-08A	55	75	8.6	125	7.53	266	73	2290
D75-08A	75	100	8.6	125	11.35	401	74	2490
D75-10A	75	100	10.0	145	9.88	349	74	2490
D90-08A	90	125	8.6	125	14.72	520	75	2560
D90-10A	90	125	10.0	145	13.07	462	75	2560
D110-08A	110	150	8.6	125	17.85	630	76	2790
D110-10A	110	150	10.0	145	16.39	579	76	2790
D150-08A	150	200	8.6	125	22.54	796	77	2948
D150-10A	150	200	10.0	145	21.74	768	77	2948

*Measured and stated in accordance with ISO 1217 Annex C and Pneurop/Cagi PN2CPTC2 at the following conditions:

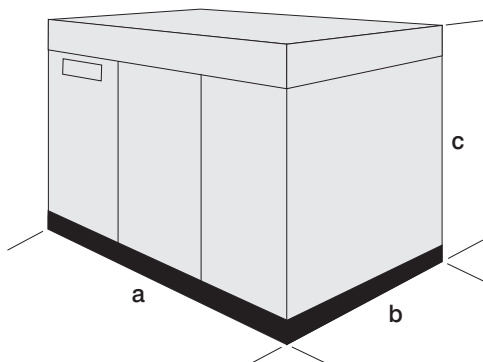
Air Intake Pressure - 1 bar a (14.5 psi.a)

Air Intake Temperature - 20°C (68°F)

Humidity - 0% (dry)

Cooling Water Inlet Temperature - 20°C (68°F)

**±3 dB(A) according to Pneurop/Cagi test code.



Dimensions mm		
a	b	c
2895	1600	2050

Performance Data – 60Hz Models

Model	Motor		Maximum Working Pressure		Free Air Delivered at Maximum Working Pressure*		Noise Level ** dB(A)	Weight	
	HP	kW	psi. g	bar. g	cfm	m ³ /min		lbs	kg
D55-08A	75	55	125	8.6	266	7.53	73	5038	2290
D75-08A	100	75	125	8.6	401	11.35	74	5478	2490
D75-10A	100	75	145	10.0	349	9.88	74	5478	2490
D90-08A	125	90	125	8.6	520	14.72	75	5632	2560
D90-10A	125	90	145	10.0	462	13.07	75	5632	2560
D110-08A	150	110	125	8.6	630	17.85	76	6138	2790
D110-10A	150	110	145	10.0	579	16.39	76	6138	2790
D150-08A	200	150	125	8.6	796	22.54	77	6486	2948
D150-10A	200	150	145	10.0	768	21.74	77	6486	2948

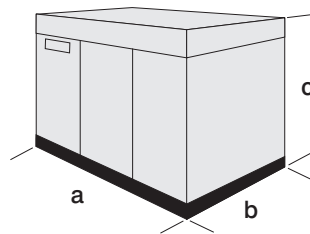
*Measured and stated in accordance with ISO 1217 Annex C and Pneurop/Cagi PN2CPTC2 at the following conditions:

Air Intake Pressure - 14.5 psi.a (1 bar a)

Air Intake Temperature - 68°F (20°C)

Humidity - 0% (dry)

**±3 dB(A) according to Pneurop/Cagi test code.



Dimensions inches/mm		
a	b	c
114/2895	63/1600	80.7/2050

Performance Data – 60Hz Models

Model	Motor		Maximum Working Pressure		Free Air Delivered at Maximum Working Pressure*		Noise Level **	Weight	
	HP	kW	psi. g	bar. g	cfm	m ³ /min		lbs	kg
604-07W	75	55	110	7.6	334	9.46	75	4231	1923
604-10W	100	75	152	10.5	330	9.34	75	4319	1963
605-07W	100	75	110	7.6	467	13.22	76	4319	1963
605-10W	125	90	152	10.5	462	13.08	76	4737	2153
606-07W	125	90	110	7.6	591	16.74	77	4737	2153
606-10W	150	110	152	10.5	587	16.62	77	4913	2233
607-07W	150	110	110	7.6	700	19.82	78	4913	2233
607-10W	200	150	152	10.5	696	19.71	78	5265	2393
608-07W	200	150	110	7.6	816	23.11	79	5265	2393
608-10W	250	185	152	10.5	809	22.91	79	5390	2450
609-08W	200	150	116	8.0	876	24.81	77	8015	3643
609-10W	250	185	152	10.5	867	24.55	77	8111	3687
610-08W	250	185	116	8.0	1054	29.85	78	8111	3687
610-10W	300	220	152	10.5	1044	29.56	78	8358	3799
612-08W	300	220	116	8.0	1253	35.48	79	8358	3799
612-10W	350	260	152	10.5	1243	35.20	79	8578	3899
615-08W	350	260	116	8.0	1486	42.08	80	8578	3899
615-09W	400	300	135	9.3	1482	41.97	80	9447	4294

*Measured and stated in accordance with ISO 1217 Annex C and Pneurop/Cagi PN2CPTC2 at the following conditions:

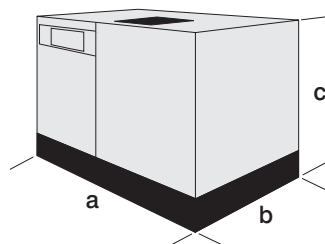
Air Intake Pressure - 14.5 psi.a (1 bar a)

Air Intake Temperature - 68°F (20°C)

Humidity - 0% (dry)

Cooling Water Inlet Temperature - 68°F (20°C)

**±3 dB(A) according to Pneurop/Cagi test code.



Model	Dimensions inches/mm		
	a	b	c
604-608	90.6/2300	59.1/1500	59.1/1500
609-615	102.4/2600	74.8/1900	72.5/1841
615-09W	126/3200	74.8/1900	72.5/1841